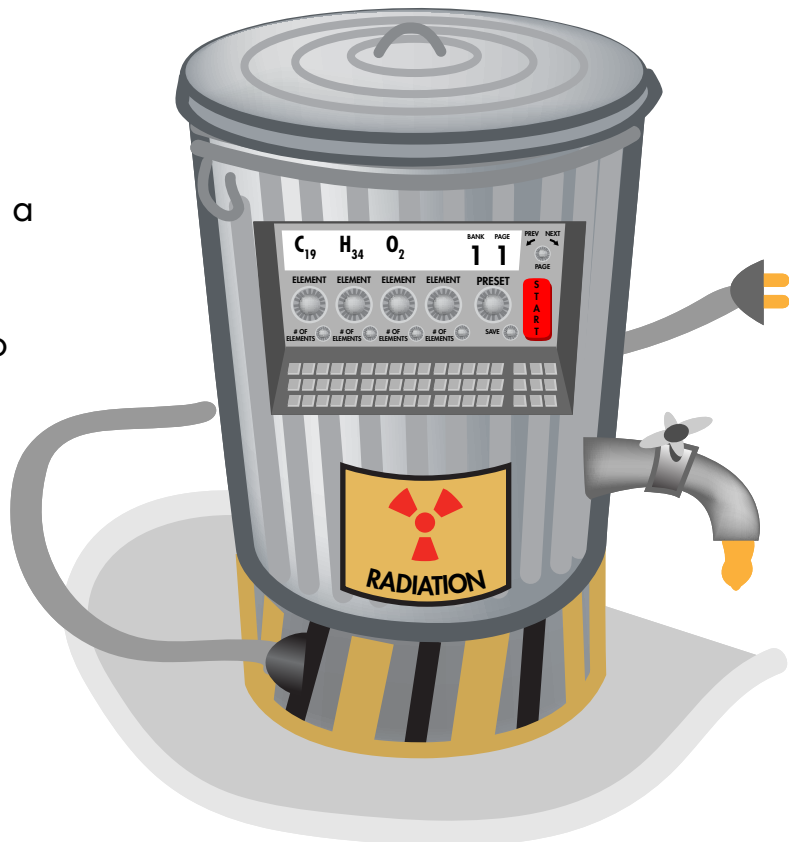


DE-ATOMIZER

UNIVERSAL TRASH CONVERTER

The De-atomizer replaces your trash can with a home nuclear reactor capable of converting your trash into any material chemically conceivable. The system plugs into the grid to power your house.



1 Place trash and liquids and close lid.

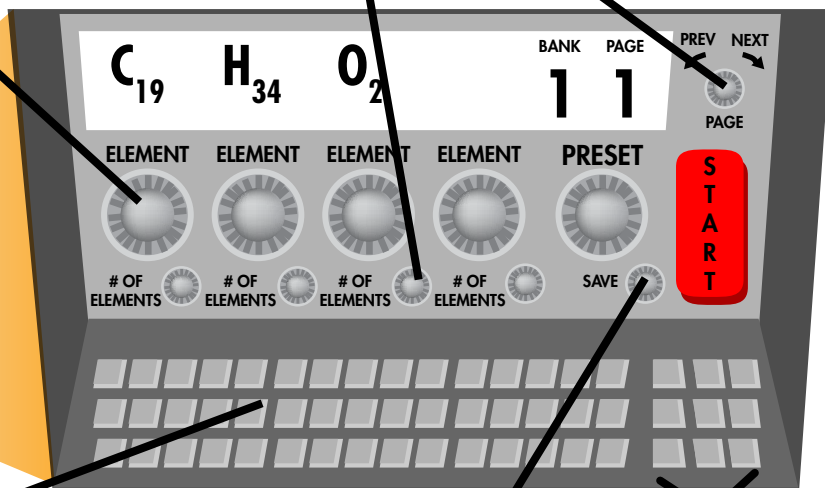
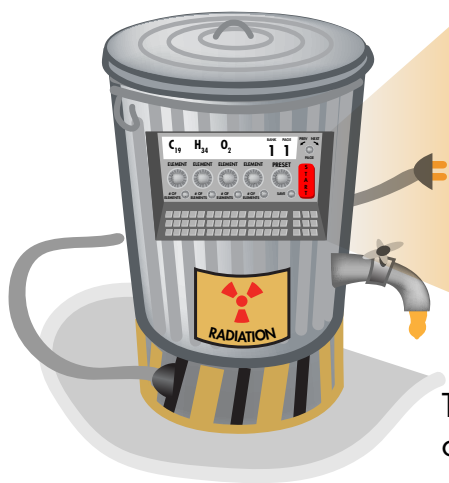


2 Enter the compound.

The Element dial lets you quickly change elements.

The # of elements dial lets you quickly change the number of elements.

For compounds that have longer than 4 elements, turning the page dial lets you add more elements.




The keys on the keyboard correspond to the periodic table.

Save dial turns to change the bank. Press to save formula.

Number pad

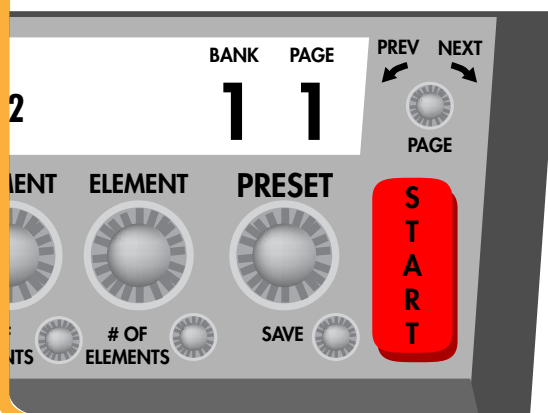
3 Connect receptical.




Note: Solids are atomized inside can.

What receptical you connect determines the state of the compound.

4 Press Start.



5 Collect your compound.



Solids are atomized inside of the can.

Liquids and gas are atomized inside of the can.

WARNING: Liquids and solids maybe hot.